

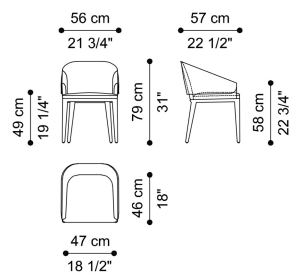


DESCRIPTION

Structure in curved multilayer wood and variable thickness high density expansive polyurethane foam.
Upholstery in fabric or leather from the collection, with cuff effect on the back of the backrest.
"E" decorative element in cast brass, polished or with Brushed Dark Bronze finishing, on the back of the backrest.
Legs in solid beech wood with Brushed Dark Bronze lacquered finishing, Patinated Gold Liquid Metal lacquered finishing or dyed Dark Wengé.

DIMENSIONS


CHAIR WITH ARMRESTS
E.PIC.132.A




L 56 D 57 H 79 CM

LEGS

WOOD



Brushed Dark Bronze
Lacquered Wood




Patinated Gold
Liquid Metal
Lacquered Wood -
Glossy



Solid Wood Dark
Wengé Dyed - Matt

DECORATIVE ELEMENTS

METAL



Metal Brushed Dark
Bronze



Polished Brass

UPHOLSTERY

FABRIC / LEATHER

 [download the file in the product page](#)