

KLEE
POUFS

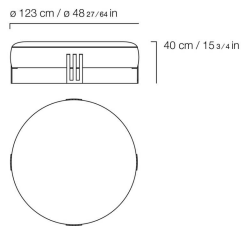


DESCRIPTION

Structure in laser-cut aluminium with Brushed Dark Bronze finishing.
Seat in multilayer wood and variable thickness high density expansive polyurethane foam. Upholstery and piping in fabric or leather from the collection.

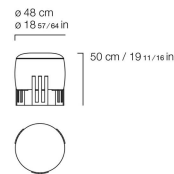
DIMENSIONS

POUF E.KLE.222.A



Ø 123 H 40 CM


POUF E.KLE.222.B



Ø 48 H 50 CM

BASE

METAL



Metal Brushed Dark
Bronze

UPHOLSTERY

FABRIC / LEATHER

 download the file in the product page