

SHAH ARMCHAIRS

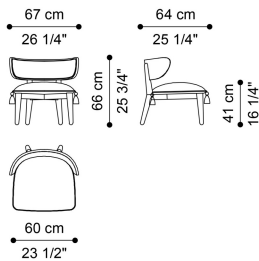


DESCRIPTION

Structure in solid beech wood dyed matt Dark Wengé, turned and worked with a numeric control system. Decorative Pegasus in laser-cut brass foil, fixed to the back of the backrest.
Seat in multilayer wood and variable thickness high density expansive polyurethane foam. Upholstery and piping in fabric or leather from the collection. Decorative tassels in silk in colours matching upholstery fabric.
Backrest in curved multilayer wood dyed matt Dark Wengé and variable thickness high density expansive polyurethane foam.
Upholstery in fabric or leather from the collection.

DIMENSIONS


ARMCHAIR
E.SHH.228.A



L 67 D 64 H 66 CM

STRUCTURE


WOOD



Solid Wood Dark
Wengé Dyed - Matt


UPHOLSTERY

FABRIC / LEATHER

 download the file in the product page

ACCESSORIES

DECORATIVE CUSHIONS

 download the file in the product page

