

TEBE
ARMCHAIRS

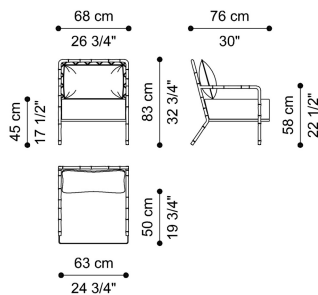


DESCRIPTION

Structure in brass, Polished or with Brushed Dark Bronze finishing, shaped like bamboo canes through handcrafted hot working metal process.
Seat in multilayer wood and variable thickness high density expansive polyurethane foam. Upholstery in fabric or leather from the collection.
Back cushion in goose down. Upholstery in fabric or leather from the collection.

DIMENSIONS

ARMCHAIR
E.TEB.221.A



L 68 D 76 H 83 CM

STRUCTURE


METAL



Metal Brushed Dark Bronze Polished Brass


UPHOLSTERY

FABRIC / LEATHER

 download the file in the product page

ACCESSORIES

DECORATIVE CUSHIONS

 download the file in the product page

