



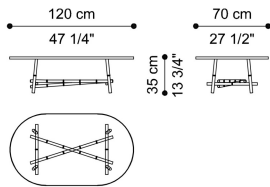
**DESCRIPTION**

Structure in brass with Dark Bronze outdoor finishing. Legs shaped like bamboo canes through handcrafted hot working metal process.  
Top in stainless steel with Dark Bronze outdoor finishing and ceramic surface in porcelain gres, supported by a Wedi panel anchored to the structure.

IMPORTANT: IN PERIODS OF NON-USE IT IS MANDATORY TO STORE THEM IN A DRY AND VENTILATED AREA. WHEN NOT USED, IT IS ABSOLUTELY RECOMMENDED TO APPLY THE PROPER COVER ON THE PRODUCTS TO PRESERVE THE QUALITY AND APPEARANCE OF THE STRUCTURES OVER TIME. COVER'S PRICE ON DEMAND.

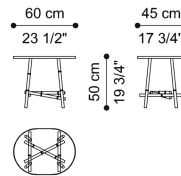
**DIMENSIONS**

LOW TABLE  
**E.DAL.031.A**



L 120 D 70 H 35 CM

LOW TABLE  
**E.DAL.032.A**




L 60 D 45 H 50 CM

---

**STRUCTURE**

**OUTDOOR METAL**



Dark Bronze -  
Outdoor


---

**TOP**

**PORCELAIN GRES**



Porcelain Gres  
Calacatta Macchia  
Vecchia - Polished



Porcelain Gres Green  
Moss - Polished