

DIANA
ARMCHAIRS

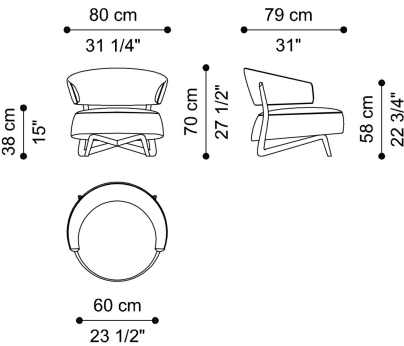


DESCRIPTION

Structure in solid beech wood, dyed Dark Wengé or Dark Canaletto Walnut.
Seat in multilayer wood and variable thickness high density expansive polyurethane foam. Upholstery and piping in fabric or leather from the collection.
Backrest in curved multilayer wood and variable thickness high density expansive polyurethane foam. Upholstery and piping in fabric or leather from the collection.

DIMENSIONS

ARMCHAIR
T.DIASA01A




L 80 D 79 H 70 CM

STRUCTURE

WOOD

Solid Wood




Solid Wood Dyed
Dark Canaletto
Walnut - Matt

Solid Wood Dyed
Dark Wengé - Matt

UPHOLSTERY

FABRIC / LEATHER

 download the file in the product page

ACCESSORIES

DECORATIVE CUSHIONS

 [download the file in the product page](#)